

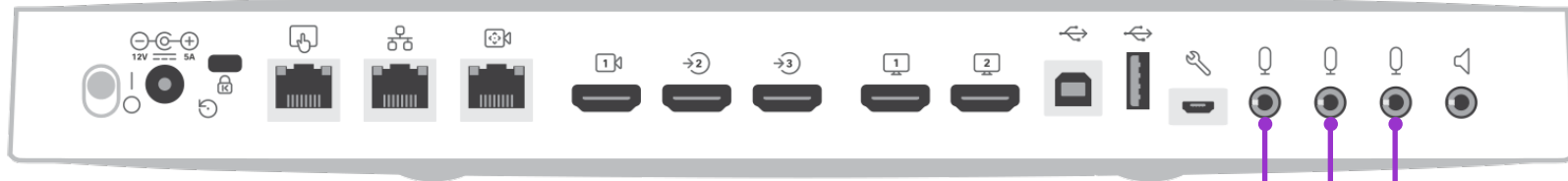


Sound Control Technologies

RM-C200 Application Guide - Cisco Mode No Audio DSP/Control System

Revision A, 5/9/2023


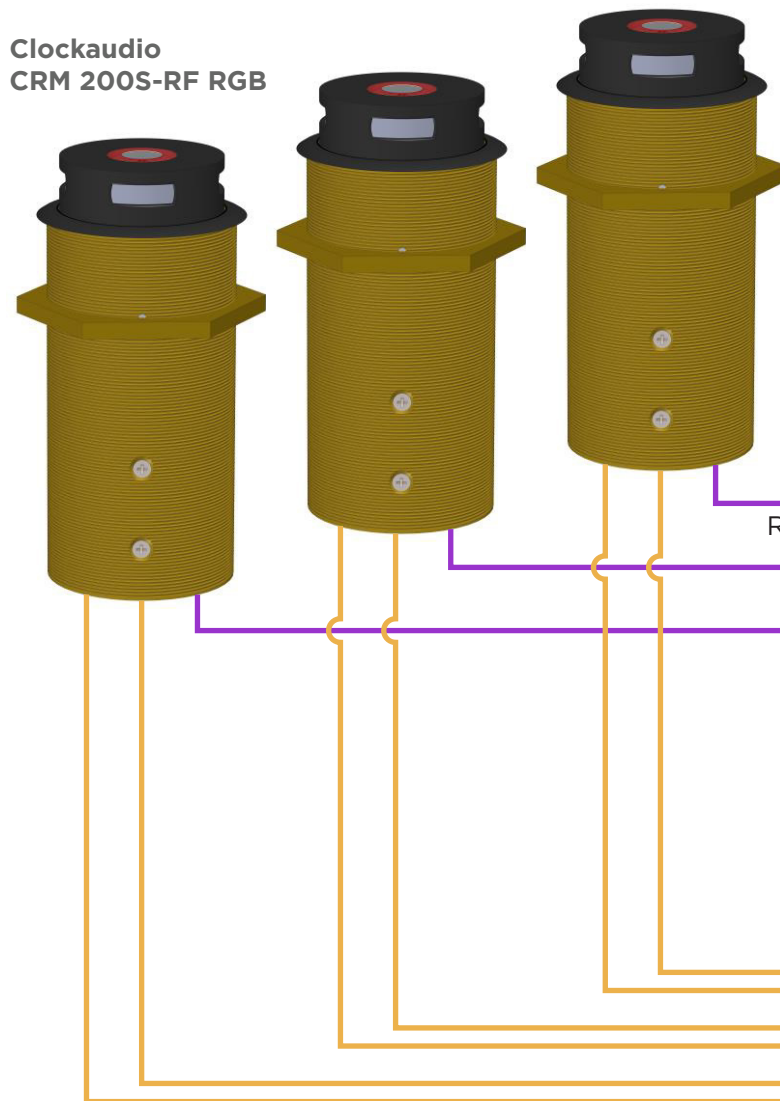
Cisco Codec Plus



- Audio —
- Control —
- Power —
- SCTLink™ —
- Control/Power —

RM-PRO-M3™ Cable Bundle
Includes [3] Male TRRS to Male Euro-Block Cables

Clockaudio CRM 200S-RF RGB

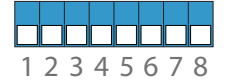


RM-C200-RX™ (Rear View)

RM-C200-RX™ (Front View)



Switch Settings



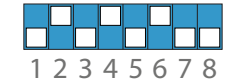
RM-C200-TX™ (Rear View)



RM-C200-TX™ (Front View)



Switch Settings



WPS-12 30VDC
100-240V 47-63Hz
Power Supply



Red (+), White (-), Shield (⊥)

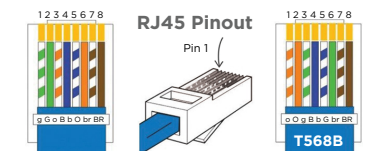
RCC-C015-2.0M
RJ45 to RJ45
UTP Control Cable



Clockaudio TS-C1

SCTLink™ Cable Specs

Integrator-Supplied CAT6 STP/UTP Cable
T568A or T568B (10m-100m min/max)



The SCTLink™ cable must always be a single, point-to-point CAT cable with no couplers or interconnections.