Sound Control Technologies

RemoteTableKit™ RTK-PRO™ Application Guide

Updated: 5/18/2022

RTK-Transmitter™ Table Module

Cisco Touch10
Ethernet/POE
Cisco Provided

Laptop
HDMI

RM-PRO™ Adaptors
Male TRRS to Euro-Block
[3] Adaptors Included

USB 2.0 Device (Client)
Uni-Directional Function
can be used at either end;
See FAQ for more details.

Cisco Microphones
Supports up to [3] Cisco Mics:
Cisco Table Mic 20, 60, J & E

SCTLink™ Cable*
Ethernet/POE; Cisco Mic TRRS; HDMI;
Audio I/O & USB up to 100m CAT5e/CAT6

The **SCTLink™** cable must always be
a single, point-to-point CAT cable with
no couplers or interconnections.

WPS-12 30VDC
Can be used on Tx or Rx.
100-240V 47-63Hz
Power Supply

RTK-Receiver™ Codec Module



PC/Laptop USB 2.0 (Host)
Uni-Directional Function

RM-PRO™ Adaptors
Male TRRS to Euro-Block

RCC-H001-1.0M
HDMI Cable

RCC-H016-1.0M
UTP Cable

Please Note: 48V Phantom power must be disabled on any microphone input of the codec that is connected to the RTK-PRO™. Failure to do so will result in a long-term failure in the RTK-PRO™ microphone audio channel(s) and will void the warranty.

Cisco SX80, Codec Pro, Room 70, Room 70 G2, Room 70 Dual G2 & Room Kit Pro



*SCTLink™ Cable Specs

Integrator-Supplied CAT5e/CAT6 STP/UTP Cable
EIA568A or EIA568B (10m-100m min/max Length)

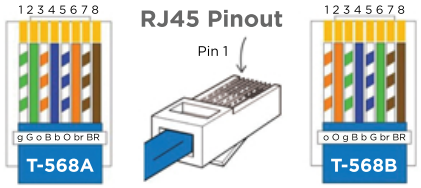

Module Dimensions

RTK-TX™: H: 1.39" (35mm) **x W:** 10.22" (259mm) **x D:** 4.51" (114mm)
RTK-RX™: H: 1.39" (35mm) **x W:** 10.22" (259mm) **x D:** 4.51" (114mm)